



VIEWFINDER THE NEWSLETTER

Alaska Society of Outdoor and Nature Photographers

March 2018
Volume 34 Issue 3
www.asonp.org

Prince William Sound - Destination Photography




**By Ken
Baehr**

Here it is, March already. Spring is just around the corner. The wildflowers are about to bloom, the salmon about to run, and the humpback whales will soon return to the waters of Prince William Sound. My dual passion for photography and fishing will inevitably result in multiple trip to its waters. Whether I travel to Cordova, Valdez, Whittier, or even Seward, the object of my travel is to end up enjoying the bounty the Sound has to offer.

Regardless of how many times I frequent the place, I never fail to be awestruck by the beauty of its landscapes, and the abundance of life that call it home. A single day trip aboard a charter boat placed sea otter rafts, humpback whales lunge feeding, a sea lion haul-out, glaciers calving, and spectacular landscapes (or should I call them sea-scapes) before my eyes and my camera.

I once had my own boat that I enjoyed using, but that also frustrated me. I spent most of my time on the water looking for fish that I never found, and wild life I never saw. By the way, the monthly payment did not go away at the end of the season. Then I discovered charters. (I am a slow learner, but I do eventually get there.) Eco-tours are available out of Whittier, Valdez and Cordova that travel throughout the sound. Having spent decades studying their life cycles and habits, the captains know where the wild life hang out and how to get them in good light without harassing them in any way. Charter captains keep track of the whale migrations and are in constant radio contact with other captains to enhance their ability to get you where the action is, and they serve lunch. If glaciers are your thing, you can take tours that range



*Ken Baehr
Photography*

Continued on Page 5

IN THIS ISSUE

Prince William Sound—Destination Photography by Ken Baehr.....	1
Table of Contents, Calendar of Events	2
Workshops, Outings, and other events	2
Tech Corner, by Chuck Maas	6
Dear John Column, by John DeLapp.....	7
Members' Photos	8
ASONP Mission Statement, Board Members, Business Members.....	9
Membership Application	10

CALENDAR OF EVENTS

ASONP general membership meetings: Held the second Tuesday of each month from October through May at 7:00 p.m. in the auditorium at the Anchorage Museum, Rasmuson Center. We have an exciting and interesting series of speakers lined up for our monthly meetings this coming year, including the following:

March: Cathy Hart, *"Humpback Whales and Underwater Photography"*
April: alaskaWILD 2018 Exhibit and Reception
May: Tom Kline—*"The Salmon Year"*

Members Photos: As time permits, we encourage members to share up to 20 images at our monthly meetings. Files should be in the JPEG format and sized to 1920 pixels on the long side. Please keep your narrative short (think caption length for each image). To expedite the process, we prefer to have the files before the meeting. There are two ways to do this: Upload your files to our Member Slides Dropbox folder. You can do so by pressing this link below:
[Member Slides Upload](#)

You don't have to have a DropBox account to use and only ASONP Board Members will have access to the files once they are uploaded. Or, you can send the files by e-mail to Alan Musya at musya@admphoto.com. Please name the file as: Photographer's name or initials-sequence number-name of photo. Sequence number should be 2-digit (01, 02, 03, etc.). This will make Alan's job easier.

WORKSHOPS, OUTINGS, & OTHER INTERESTS

Speedlighting Simplified for Outdoor Photographers

Michael DeYoung is leading a 3-Day 'Speedlighting Simplified for Outdoor Photographers' workshop on **July 6 - 8, 2018** (start time on Friday, July 6 is 7PM)

This workshop is for the outdoor photographer shooting travel, action, environmental portraits, and even landscape imagery who wants to learn to light with dramatic results using small and mobile speed lights. Learn to blend artificial and natural light and create studio quality lighting at any location without heavy light stands, battery packs or big soft boxes.

HIGHLIGHTS:

- Three hands-on practice sessions with talent
- Classroom presentations and demonstrations
- Great outdoor locations in Alaska's premiere ski town of Girdwood

ASONP Members get 10% off by entering 'ASONP18' into the registration coupon code field. More information and registration can be found at:

[SPEEDLIGHTING SIMPLIFIED FOR OUTDOOR PHOTOGRAPHERS](#)

WORKSHOPS, OUTINGS, & OTHER INTERESTS, continued

Harriman Fjord Tour

Join **Michael DeYoung** in this one-day 10-hour+ photo-driven photo tour in **Harriman Fjord** on Wednesday, **July 16**, from 8 a.m. - 6:00 p.m. in collaboration with **Lazy Otter Charters**. Not only is this photo-driven, the boat is exclusive to our group of photographers and we stay at least 2 hours longer in Harriman Fjord than typical charters.

We board the Explorer which has an open back deck, bow hatch for forward viewing, bow landing capabilities, and onboard restroom. Keep an eye out for marine wildlife as we travel to Harriman Fjord where we find 5 tidewater glaciers, icebergs, spectacular waterfalls, wildflowers and massive peaks of the Chugach Mountains thrusting 8,000 feet above the water.

Along the way and once in Harriman Fjord, there will be ample opportunities to capture glaciers and mountain views as well as the possibility to photograph sea otters, birds, harbor seals, and other marine wildlife. We attempt our first planned beach landing in the morning to take advantage of the low tide where we stand a good chance of taking close-up photos of icebergs with glaciers and mountains in the background. The second planned beach landing presents opportunities to capture wildflowers and pools of water with Surprise Glacier and mountains in the background. The photo tour is limited to 6 people.

There are spots available. A boxed lunch is provided as well as expert photography guidance. For more information or to register go to:

<https://deyoungphotoworkshops.com/alaska-photo-tours/glaciers-icebergs-wildflowers-up-close/>

Spencer Glacier Tour

Want a little more adventure? Join **Michael DeYoung** on this one-day 12-hour+ photo driven instructional tour at **Spencer Glacier** on Tuesday, July 31, from 7 a.m. - 9:00 p.m. in collaboration with **Ascending Path**.

We arrive on location via a very scenic ride on the Alaska Railroad to the remote Spencer Glacier Whistle Stop. From our remote stop off the highway, we travel 2 miles by van to Ascending Path's base camp along the shores of Spencer Lake where the landscape is usually dominated by wildflowers and icebergs with the glacier and surrounding Chugach Mountains as our backdrop.

Next, we kayak across Spencer Lake amidst icebergs, paddle to the shore near the glacier, put on crampons, and explore the glacier landscapes up close with a professional glacier and kayak guide. See and photograph crevasses and a high likelihood of ice caves (conditions permitting).

We return on the 8:15pm train returning to Girdwood.

The photo tour is limited to 10 people. **There are spots available.** Lunch, kayaks, paddling gear, and glacier hiking gear is provided as well as expert photography guidance. For more information or to register go to:

[SPENCER GLACIER ADVENTURE](#)

Michael DeYoung Private Instruction

Wanting to take your photography to a higher level? Michael offers private one-on-one instruction session to help individuals become a better, more empowered, creative and confident outdoor photographer. He is available for consultations in Alaska June 27 - August 1. Learn more at:

[PRIVATE INSTRUCTION](#)

WORKSHOPS, OUTINGS, & OTHER INTERESTS, continued

Eddie Soloway Workshop

Eddie Soloway's photographs are the expression of his passion for the natural world. In 1998, he received the Excellence in Photographic Teaching Award presented by the Santa Fe Center for Photography, and in 2010 Photo District News named Eddie one of America's best photography workshop teachers. In 2014 he was one of twenty photographers selected into the international "Power of the Image" exhibition which premiered in Beijing. He divides his time between speaking on photography and creativity for National Geographic and other organizations, teaching for leading photographic institutions, making fine-art prints, and publishing photographic projects. His book, *One Thousand Moons*, was published in 2004, the dvd, *A Natural Eye Workshop*, in 2009, and *A Natural Eye* video series in 2015. His workshops and educational offerings may be seen at www.anaturaley.com

JULY 13-15, 2018

LOCATION: EAGLE RIVER NATURE CENTER

COST \$400

DEPOSIT \$100 WITH BALANCE DUE IN APRIL

THIS IS FOR WORKSHOP ONLY, NO LODGING IS INCLUDING

For more information or to sign up for this workshop, please contact Cathy Hart at:

cathylynnhart@gmail.com

Sam Abell Workshops

Sam Abell (born 1945 in Sylvania, Ohio) is an American photographer known for his frequent publication of photographs in *National Geographic*. He first worked for *National Geographic* in 1967, and is one of the more overtly artistic photographers among his magazine peers. Sam Abell's style of photography is documentary in the sense that his major avenue, the *National Geographic* magazine, is a publication of record. However, his best work is known for its transcendent qualities, starting at the documentary level yet open to interpretation on an aesthetic level.

AUGUST 29-31 or SEPTEMBER 1-3, 2018

(Both dates are identical workshops)

LOCATION: HOMER, ALASKA, LANDS END RESORT

COST: \$450

DEPOSIT \$100 WITH BALANCE DUE IN APRIL.

THIS DOES NOT INCLUDE LODGING.....

LANDS END IS GIVING A DISCOUNT TO WORKSHOP PARTICIPANTS.

CONTACT THEM DIRECTLY FOR RESERVATIONS AND JUST MENTION ASONP.

For more information or to sign up for this workshop, please contact Cathy Hart at:

cathylynnhart@gmail.com

LOOKING TO SUBMIT TO THE *VIEWFINDER*?

Please consider submitting your story and/or photographs to be published in the *Viewfinder*. The *Viewfinder* is a member exclusive publication, written for members by members. The vision of this publication is to inform, inspire, and educate those interested in photography, especially outdoor and nature photography in Alaska. The success of the *Viewfinder* depends upon lively contribution from our Board, business members, and members. Submit text and photos as separate files; word.doc or .docx files for text, and photos should be jpeg format, sRGB color, sized for online use (approx. 1200 pixels on long side at 96 dpi, high compression level). Questions? Email to info@asonp.org.

ASONP BOARD OF DIRECTORS NEWS:

Harry Walker recently stepped down from his position as ASONP Vice President and Board member Sanjana Greenhill has agreed to be the new Vice President. Many thanks to Harry for his work and contributions as the Vice President over the past several years. Harry will remain active on the Board as a general member.

Also, the Board is happy to announce that Julie Jessen, a past president of ASONP, has rejoined the ASONP Board, filling a position on the thirteen member board that had been vacant.

Prince William Sound - Destination Photography, continued from Page 1

Ken Baehr Images and Text

from a few hours to all day. There are even over night packages available in some locations. Numerous fishing charters will put you on the fish and will expose you (pun intended) to awesome photographic opportunities. Picture me with a halibut rod in my hand, a Canon 7D around my neck, and an iphone in my pocket. I am in heaven on earth.

You can take the ferry or fly to Cordova. Or, you can drive to Seward, Valdez or Whittier. Each destination offers its own unique opportunities to enjoy the Sound. A few minutes an internet browser will provide opportunities to fit any budget. I would be remiss if I did not mention that ASONP has offered budget friendly workshops in the sound and will do so again this year. Check them out at www.ASONP.org.

I have been very fortunate to have had the opportunity to travel throughout the world and observe much of its natural and man-made beauty. It is easy to hear the siren call of exotic places and overlook the spectacular in your own back yard. Alaska in general, and Prince William Sound, in particular, is that for me. In the gallery of God's creations, Prince William Sound is best of show.

* * *



TECH CORNER

By Chuck Maas



Small Package, Big Performance

Not every photographer has room (or desire) for a large desktop computer for editing and processing image files. And while laptops have gained in capability, most still come up a bit short as the ideal tool for running high-end photo software and working with large files. Soon there will be another option.

Small form factor computers have been around for a long time in both Windows and Mac versions. Even though most have had modest performance, and limited expandability and connectivity for peripherals, they gained a following among those who were willing to accept lower capability for a smaller footprint. Recent advancements on all fronts have fundamentally changed the equation. Case in point. In January Intel announced the latest version of their [top-end NUC](#) (Next Unit of Computing) code-named Hades Canyon. While advertised as a gaming and VR machine, the performance and connectivity capability should apply equally well to photographers who work in the Windows environment.



Packed inside an aluminum enclosure measuring 8.7x.5.6x1.5 inches is a fast 8th generation 4-core i7 CPU combined with AMD Radeon RX Vega M graphics in the same processor package. This is not the same as previous low-power “integrated” graphics, but a robust solution employing 4GB of its own high bandwidth memory (see more of the story [here](#) and [here](#)). In addition, this little powerhouse has room for two M.2 SSD storage modules and 32GB of RAM. Then there’s the connectivity: Thunderbolt 3, USB 3.1 Gen 2, USB 3.0, HDMI, mini-DisplayPort, SDXC card reader, etc.—more than enough to meet just about anyone’s needs. While a maxed-out Hades Canyon NUC won’t be super-cheap, it will likely offer the most bang for the buck out there in a small Windows computer running Adobe Photoshop or Lightroom.

Caveats. These models are normally sold “bare bones” which means you add the operating system, storage, and RAM. That’s pretty simple to do, but not everyone is so inclined and there are assemblers (like [SimplyNUC](#)) ready to do the job for you. And by the way, if the gaudy illuminated skull on the standard top plate doesn’t appeal to you, it can easily be exchanged for the plain black one included in the box.

Mac users—Apple could easily build a similar machine. It’s been years since the “mini” was updated, and at present a move in that direction doesn’t seem likely, but one never knows.



Intel-NUC-8th-Gen -2 (top)



Intel-NUC-8th-Gen-1 (front)



NUC8i7HVK (back panel)

DEAR JOHN COLUMN

By John R. DeLapp

How can bird strikes on windows be reduced?




Well, this is not exactly a photographic question, but it is a worthy issue to consider since many of us have bird feeders around our homes, appreciate birds, and enjoy photographing birds. It makes sense for us to take measures to reduce bird strikes on windows. Some estimates indicate that 365 million to a billion birds are killed annually in the U.S. from striking windows. Grim!

Birds often do not see glass as a barrier and think the reflection in the glass is a continuation of their natural environment. We used to have several birds collide with our glass (mainly the sliding glass door) every year. Some died, and others were stunned and apparently recovered. After doing some research, I found a window decal with a geometric pattern that reflects UV light (which birds can see but we can't). We placed two of these 6-inch square films on our glass door four years ago, and since then we have not found any bird dead birds on our deck. I can't be sure that the devices have eliminated all bird collisions, but it seems to have provided a significant improvement. Interestingly, before we installed the decal, we had more problems with Pine Siskins hitting the glass and dying than any other species even though they are not nearly as common in our neighborhood as other species.

The window decals we placed on our glass are made by Bird's Eye View and the geometric design reflects UV light in multiple directions. They seem to work well at alerting birds about the glass barrier. We used the 6-inch size which are easily attached to the glass with water and a squeegee. The film can be removed at any time and does not reduce our visibility much.

There are other products such as tape, netting, hanging strings, and paint that can be used on or over windows. Research indicates that just about any pattern or lines on the glass will help. Some newer commercial buildings are using dichroic glass which produces reflections of different colors as the angle of light changes. Birds seem to respond to this and avoid this type of glass.


Migrant birds will start showing up in a couple of months you may want to fit your larger windows with some system that will alert birds to the glass barrier. Losing a bird during the nesting season may result in the loss of an entire family.



This Boreal Chickadee survived a collision with our patio door five years ago before we installed the UV reflectors on the glass. He was groggy for a period and close inspection revealed that he may have sustained a cracked bill from the incident.

MEMBERS' PHOTOS

Prince William Sound Photos by Ken Baehr.





ABOUT THE SOCIETY

The Alaska Society of Outdoor and Nature Photographers (ASONP) is a non-profit organization with the purpose of promoting individual self improvement in, and exchanging information about outdoor and nature photography, promoting ethics among outdoor and nature photographers, assisting members with marketing and selling their photographs, and informing and educating the public on outdoor and nature photography. Yearly membership is \$25 for individuals, \$35 for families, \$10 for students, and \$100 for business members. ASONP holds meetings at 7:00 p.m. on the second Tuesday of the month from October through May at the Anchorage Museum at Rasmuson Center, 121 West 7th Avenue, Anchorage, Alaska. The public is welcome to attend all meetings.

BOARD MEMBERS

Margaret Gaines

President

(907) 770-0840

margr8gaines@gmail.com

Sanjana Greenhill

Vice President

(907) 787-9475

sanjana.greenhill@gmail.com

(Glenn Aronwits

Treasurer

(907) 230-6788

info@ga-digitalphotos.com

Roxanne Peter

Secretary

(907) 388-5725

roxannepeter@gmail.com

Harry Walker

(907) 338-7288

akmedia@ak.net

John DeLapp

Viewfinder Editor

(907) 345-0802

jrdeLapp@gci.net

Cathy Hart

Workshops & Trips

(907) 337-1669

cathlynnhart@gmail.com

Alan Musy

Webmaster

(907) 244-4079

musya@admphoto.com

Tara Horton

AlaskaWild Coordinator

(325) 660-8691

tchwv9@gmail.com

Rick Jobe

(907) 903-4380

jobe@gci.net

Ray Bulson

(907) 952-2679

rbulson@mac.com

Amber Johnson

(907)244-2688

amberejohnson@hotmail.com

Julie Jessen

(907) 306-2331

juliekjessen@excite.com

2018 BUSINESS MEMBERS

Alaska Photo Treks

www.alaskaphototreks.com

Arctic Light Gallery & Excursions

www.arcticlight-ak.com

Auklet Charters

www.auklet.com

Aurora Dora

www.auroradora.com

Bennett Images

www.bennettimages.com

Hal Gage

www.halgage.com

Ed Boudreau - EAB Photography

www.edboudreau.artistwebsites.com

Ray Bulson/Wilderness Visions

www.raybulson.com

Michael DeYoung Photography

www.deyoungphotoworkshops.com

Ike Waits

www.denailguidebook.com

Jackie Kramer Photography

www.jackiekramerphotography.com

Kristin Leavitt Photography

www.kristinleavittphotography.com

Marion Owen Photography

www.marionowenphotography.com

Jeff Schultz Photography

www.schultzphoto.com

Brendon Smith Photography

www.brendonsmith.photography

Stewart's Photo

www.stewartphoto.com

Richard Geiger

www.geigabyte.com

Wayde Carroll Photography

www.waydecarroll.com

James Norman Photography

www.jamesnorman.com



**HAVE YOU RENEWED YOUR
MEMBERSHIP YET?**

2018 ASONP Membership Application

Name _____ Home Phone _____

Address _____ Work Phone _____

City _____ State _____ Zip _____

email _____

Web Site _____

____ New Member? ____ Renewal (same email & address?) ____ Yes ____ No

The Viewfinder newsletters are sent by email 10 times a year in PDF format

WE TAKE CREDIT CARDS AT THE MEETINGS!

DUES: Individual (\$25) _____ Family (\$35) _____

Student (\$10) _____ Business (\$100) _____

Make checks payable to ASONP and mail to:

**Alaska Society of Outdoor and Nature Photographers
3705 Arctic Blvd. #991
Anchorage, AK 99503**